

Kansas Boater Safety Course

Home Study Packet Instructions

Thank you for your interest in taking the Kansas Boater Safety Course by home study. In order to save printing costs and postage we are no longer mailing out copies of the text book and exam, but instead asking that you visit the website www.boat-ed.com/kansas in order to study for the exam. Click the "Start the Course" icon and create an online account. This will allow you to take breaks during your lessons and return to the chapter where you left off. There is no charge for completing the home study course, you will only be asked to pay a fee if you choose to take the exam online. The online study course is more detailed and shows videos and animations, which will make learning more than just reading text.

Steps for Certification:

1. Complete the Kansas Boater Safety Course **TEST REVIEW WORKSHEET ANSWER SHEET**.
2. Complete the Kansas Boater Safety Course **CERTIFICATION EXAM ANSWER SHEET**. This must be completed by yourself from the test in your downloaded packet. It is not allowed to work in a group or off someone else's test packet. This is a violation of state statute and is cause to deny certification.
3. Sign and date the **DECLARATION STATEMENT** in regards to completing the work without assistance.
4. Once these three forms are completed and signed, you may return them in one of three ways.

By fax: 620-672-0769

By email: boatereducation@ksoutdoors.com

By mail: KDWPT Boating Education

512 SE 25th Ave

Pratt, KS 67124

Only the office in Pratt is able to process exams or issue duplicate cards. Turnaround time for the Kansas Boater Safety Course Home Study packet is usually one (1) week from receipt of exam. If you are in need of Boating Education Certification in less than one week, you will need to pay for the online exam thru either of the companies listed on the KDWPT website. Both of these sites allow you to take the test without paying, and once you pass and enter your credit card information, a temporary certificate can be printed and used immediately.

Any questions should be directed to:

Erika Brooks, KDWPT Boating Education Coordinator

Erika.Brooks@ksoutdoors.com or 620-672-0770

Kansas Boater Safety Course

TEST REVIEW WORKSHEET

Chapter 1: Know Your Boat

Parts of a Boat

The front part of the boat is the (1)_____ and the back of the boat is the (2)_____. The right side of the boat is the (3)_____ side and the left side is the (4)_____ side. The vertical surface on the back of the hull is the (5)_____.

Chapter 2: Before You Get Underway

Your Boat's Capacity

A boat's capacity plate is located near the (1)_____ position. The capacity plate indicates the maximum (2)_____ capacity and/or the maximum number of (3)_____ the boat can safely carry. Boats loaded beyond their capacity will (4) _____ or (5)_____ more easily and are more difficult to (6)_____. PWC Manufacturers are not required to attach a capacity plate; for a PWC, follow the recommended capacity found in the (7)_____.

File a Float Plan

You should leave a float plan with a (8)_____ or (9)_____. A float plan tells someone where you are going and asks them to (10)_____ if you fail to return on time. Your float plan should include the (11)_____ for local authorities in case you fail to return when expected.

Fuel Your Vessel Safely

Fuel vapors (gas fumes) are heavier than air and settle to the bottom of the vessel, such as the (12)_____. Before filling the fuel tank, to prevent fumes from entering the boat (13) _____ all windows, ports, doors and hatches. Remove portable fuel tanks from the boat and fill them on the (14)_____. After fueling and before starting the engine, (15) _____ all windows, ports, and hatches. If your boat is equipped with a ventilation system exhaust blower, turn it on for at least (16)_____ minutes. Sniff the (17)_____ and engine compartment for fuel vapors.

Trailer Your Vessel

The trailer and towing vehicle should be designed to fit your vessel. Make sure the size stamped on the (18) _____ on the towing vehicle is the same size stamped on the trailer's (19) _____. Attach the safety chains between the trailer and towing vehicle, (20)_____ them under the trailer (21)_____. When you retrieve your boat, stay out of the direct line of the (22)_____ in case it snaps. Prepare for the drive home well away from the (23)_____ so that you don't block traffic. While still at the

(24)_____, remove and dispose of all weeds to help prevent the spread of aquatic nuisance plants and animals.

Vessel Maintenance

Examine the interior and exterior of the (25)_____when it is out on the water. To protect the environment, use only environmentally safe, (26)_____detergents. Check the engine oil level before (27)_____. Never use automotive (28)_____ parts. Use (29)_____ parts only.

Chapter 3: Operating Your Boat....Safely

Casting Off/Docking

Before docking, determine the (1)_____ and/or (2)_____ direction. If possible, make your approach (3)_____the wind or current. This will give you more (4)_____. If a strong wind is blowing away from the dock, approach the dock (5)_____ at a (6)_____ angle.

Navigation Rules

All boat operators are responsible for practicing (7)_____, keeping a proper (8) _____ and maintaining a safe (9)_____. When encountering other vessels, the (10)_____ vessel must maintain its course and speed unless the other vessel is not taking action. The (11)_____ vessel must take early action by stopping, slowing down or changing course. Any change in course and/or speed should be large enough to readily (12)_____. A series of (13)_____ changes should be avoided. Remember, (14)_____ operator is responsible for avoiding a collision. A boat operator may make a departure from the Navigation Rules when necessary to avoid immediate (15)_____.

Encountering Other Vessels

When two power-driven vessels are meeting head-on, both vessels should turn to the (16)_____ . When two power-driven vessels have paths that cross, the vessel on the port is the (17)_____ vessel and the vessel on the star board side is the (18)_____ vessel. When a power-driven vessel and a sailing vessel are meeting head-on, the (19)_____ vessel is the give-way vessel. When a sailing vessel and a power-driven vessel have paths that cross, the (20)_____ vessel is the give-way vessel. A vessel that is overtaking another vessel is the (21)_____ vessel, regardless of whether it is a sailing vessel or a power-driven vessel.

Narrow Channels

A vessel in a narrow channel must keep as far to the edge of the channel on the vessel's (22)_____ as is safe. You must not (23)_____ in a narrow channel.

Navigation Lights

A red light indicates a vessel's (24)_____ side. A green light indicates a vessel's (25)_____ side. The (26)_____ is a white light that is seen only from behind or nearly behind the vessel. When you see a red, a green, and a white light directly ahead at night, you are approaching a power driven vessel (27)_____.

Sound Signals

Sound signals on the waterways are like turn indicators used to signal (28)_____ on the highways. Sound signals are also like an automobile's (29)_____ used to let others know you are near or to alert them of danger. Sound signals are composed of short and prolonged blasts. A short blast is about (30)_____ second(s) and a prolonged blast is (31) seconds. One short blast tells another boat you intend to pass on your (32)_____ side. Two short blasts tells another boat you intend to pass on your (33)_____ side. During periods of restricted visibility, such as extreme fog, you should give the proper sound signal at intervals of not more than (34)_____ minutes. One prolonged blast is a warning signal used when coming around a (35)_____ or leaving (36)_____. To signal danger, or when you do not understand another vessel's intentions, use (37)_____ short, rapid blasts.

Aids to Navigation

Markers and buoys are the "traffic signals" that guide boaters safely along some waterways. The starboard edge of the channel, when entering a harbor from the open sea, is marked by (38)_____ buoys or markers with (39)_____ numbers. The edge of a channel on your port side, when entering a harbor from the open sea, is marked by (40)_____ buoys or markers with (41)_____ numbers. Red cone-shaped buoys are called (42)_____ buoys. Green cylindrical-shaped buoys are called (43)_____ buoys. Common daymarks are red (44)_____ and green (45)_____. Channels that are part of the Intracoastal Waterway are identified by (46)_____ symbols.

White buoys are orange markings give directions, warn of hazards, and mark controlled areas. An orange (47)_____ warns of danger, such as a rock. An orange (48)_____ indicates an area off-limits to all boats, such as a swimming area. A controlled area such as a "no wake" zone is indicated by an orange (49)_____. A buoy that provides information or gives directions is indicated by an orange (50)_____.

Anchoring

Anchors are critical equipment in times of (51)_____. If the engine breaks down you may need to anchor quickly to avoid drifting (52)_____ or into a hazard. Slowing lower the anchor over the (53)_____. Never anchor form the (54)_____ as this can cause the boat to swamp. The anchor line should be at least (55)_____ times the depth of the water where you are setting anchor. Tie off the line around a (56)_____ cleat.

Dams and Tides

Dams pose dangers both (57)_____ and (58)_____ the dam. Currents above the dam can sweep vessels over the dam, while a strong recirculating current at the (59)_____ of the dam can trap your vessel. On coastal waters, tides can cause water levels to fluctuate by several feet and can also generate (60)_____.

Personal Watercraft (PWC)

The most important things to remember about steering most PWCs is that you must have (61)_____ in order to maintain control. If you allow the engine to return to idle or shut off during operation, you lose (62)_____ control. Avoid congregating with other PWC operators near (63)_____, which

increases annoying (64)_____ levels. To reduce the risk of a collision, always look behind you over both shoulders before making (65)_____. If the PWC capsizes, look for the (66)_____ at the rear of the craft to determine the direction to roll it upright. A (67)_____ connects the ignition safety switch to the operator's (68)_____ or PFD.

Chapter 4: The Legal Requirements of Boating

Registration

The permanent number on the upper right side of a boat's transom is the (1)_____ Number. In Kansas, no person shall operate a watercraft powered by (2)_____, (3)_____, (4)_____, or (5)_____ without a valid registration. The registration number must be at least (6)_____ inches high, (7)_____ style letters. Letters must be separated from the numbers by a (8)_____ or (9)_____. Registration stickers are valid for (10)_____ years from the date it was issued.

Personal Flotation Devices

The quantity and type of PFDs you are required to carry on your boat depends on the (11)_____ of the boat and the number of (12)_____ on board and or/being towed. Type I, II, III, and V are wearable devices and a Type IV is a (13)_____ device. Regularly inspect your PFD to check that seams, fabric, straps and zippers are in good (14)_____. Always read the label of the PFD to be sure it is the right size based on the person's (15)_____ and chest size. They be considered "readily accessible," PFDs should be placed in plain view and not stowed in plastic bags or in a locked or closed (16)_____.

In Kansas, a child less than (17)_____ years of age must wear a PFD while on any boat. Every person aboard a (18)_____ must wear a PFD at all times.

Fire Prevention

Fire extinguishers on power-driven vessels must be capable of extinguishing a (19)_____ fire and must be Type (20)_____. The letter on a fire extinguisher indicates the (21)_____ of fire it will extinguish. All powerboats (except outboards) fueled with gasoline must have an approved (22)_____ flame arrestor attached to the carburetor. The purpose of ventilation systems is to avoid explosions by removing (23)_____.

Navigation Lights

Navigation lights are to be used when away from the dock between (24)_____ and sunrise and during periods of restricted visibility such as (25)_____ or heavy rain.

Sound Signals

In Kansas, all vessels, regardless of size, must carry an approved sound producing device such as a horn or (26)_____.

Waste Discharge/Marine Sanitation Device

It is illegal to discharge any untreated waste, oil or trash into the water. Waste is to be discharged on shore into a (27)_____ station.

Kansas Operating Laws

Persons born on or after January 1, (28)_____ and under the age of 21 must take an approved boating education course before operating a motorboat, sailboat, or PWC without supervision. In Kansas, the minimum age to operate a motorboat or PWC upon completion of an approved boater education course is (29)_____. In order to operate a vessel without a boater education certificate, you must be under the direct (30)_____ of a person 18, 19, or 20 years of age who has completed an approved boater education course or someone who is 21 years of age or older.

Operators on (31)_____ equipped with a lanyard-type ignition safety switch must attach the lanyard to their clothing, PFD or themselves. PWC operation is only allowed between (32)_____ and (33)_____, even if the PWC is equipped with navigation lights.

According to Kansas law, some examples of unsafe operation includes jumping the (34)_____ of another vessel, operating under the influence of (35)_____ or (36)_____, and operating at greater than “no wake” speed within (37)_____ feet of a boat ramp.

Water skiing/tubing is allowed from (38)_____ hour before sunrise to (39)_____ hour after sunset. An observer at least (39)_____ years of age must be on board the towing vessel if it is not equipped with a wide angled (40)_____. A skier down (41)_____ must be used whenever a person is in the water, either waiting to be towed or after falling and waiting to be retrieved.

Alcohol and drugs cause (42)_____ balance, blurred vision, and slow (43)_____ time. Kansas law states that a person is considered to be operating under the influence of alcohol if he/she has a blood alcohol content of (44)_____ or greater. Anyone who operates a vessel on public waters in Kansas is deemed to have given (45)_____ to an alcohol and/or drug test.

Boaters must provide (46)_____ to anyone in danger or distress if they can do so without danger to their boat or the people on board.

In Kansas, a boating accident must be reported if the accident involves more than (47)_____ dollars in damage, injury needing medical treatment beyond (48)_____, or the (49)_____ or (50)_____ of any person.

Chapter 5: Boating Emergencies

Risk Management

To minimize the risk of boating accidents, avoid alcohol. Alcohol affects judgment and (1)_____ physical reaction time. Alcohol can reduce the ability to distinguish colors, especially (2)_____ and (3)_____. To minimize the risk of drowning, wear PFDs. If using an inflatable PFD, before (4)_____ check the status of the inflator and CO2 cylinder. The proper sequence of rescue techniques to assist someone that has fallen into the water is to (5)_____, (6)_____, (7)_____, and (8)_____.

Capsizing, Swamping, or Falling Overboard

If you capsize or swamp your boat, or have fallen overboard and can't get back in, (9)_____ with the boat. If someone on your boat falls overboard, reduce (10)_____ and toss the victim a (11)_____.

To prevent falling overboard when you must move in a small boat, maintain (12) _____ points of contact. When loading a small boat, evenly distribute and (13) _____ the weight, keeping most of the weight (14) _____.

Fire Emergencies

If a fire breaks out at the back of the boat, keep the (15) _____ into the wind. The most effective way to use a fire extinguisher is to aim at the (16) _____ of the flames and sweep back and forth. Remember P.A.S.S. that stand for (17) _____ pin, (18) _____ at the base of fire, (19) _____ handle, and (20) _____ side to side.

Running Aground

To prevent running aground, become familiar with the locations of (21) _____ water and (22) _____ objects. If your boat runs aground, (23) _____ the engine and (24) _____ the outdrive. Shift the weight to the area farthest (25) _____ from the point of (26) _____.

Cold Water Immersion and Hypothermia

Cold shock from sudden immersion into cold water can cause immediate, involuntary (27) _____ and hyperventilation (rapid breathing), which can result in water inhalation and (28) _____. Long-term immersion (29) _____ occurs when your body loses heat faster than it produces it. The first symptoms of hypothermia are (30) _____, slurred (31) _____ and (32) _____ vision. If you cannot get out of the water quickly, stay as (33) _____ as possible. Seek (34) _____ help immediately when treating victims of cold water immersion.

Carbon Monoxide

Early symptoms of carbon monoxide poisoning include irritated eyes, (35) _____, (36) _____, weakness, and dizziness. These symptoms often are confused with (37) _____ or (38) _____. To protect against carbon monoxide poisoning while boating allow (39) _____ to circulate throughout the boat at all times.

Weather Emergencies

Be alert to weather conditions, such as accumulating dark (40) _____, shifting winds and graying skies. Closely watch the weather to the (41), the direction from which most bad weather arrives. Prepare for severe weather by having everyone put on a (42) _____. Head the (43) _____ into the (44) _____ at a 45 degree angle.

Chapter 6: Enjoying Water Sports

Responsibilities

As the operator of a vessel, you are responsible for ensuring that your (1) _____ understand the basic safety practices and laws. Use a pre-departure (2) _____ to make sure you've taken the necessary safety precautions. Before departing, have a safety discussion with (3) _____ on board. Point out the locations of (4) _____ equipment.

Protecting the Environment

Marine environments can be sensitive. To protect the shoreline from erosion, reduce throttle to (5)_____ speed when close to a shoreline.

Paddlesports

Skilled paddlers use (6)_____ as a place to stop and rest. A paddle trip downriver can include these river hazards: lowhead (7)_____, rapids and (8)_____. If you capsize in a swift river current, (9)_____ on your back with your feet pointed (10)_____ to act as a buffer against rocks.

Water-skiing

Make sure the tow lines are of the same (11)_____ if towing multiple water –skiers. Once the skier has dropped or fallen, circle the skier (12)_____. Always keep the skier in view and on the (13)_____ side of the boat. To avoid propeller injuries, always (14)_____ the engine before allowing the skier to board the boat.

Hunting and Fishing

If you fish or hunt from a boat, you should pay attention to the capacity plate and not (15)_____ your vessel. Wear a (16)_____, especially when the water is cold or when fishing (17)_____. Hunters should be aware of the laws regarding transport of (18)_____ in a vessel. Always remain (19)_____ when shooting.

TEST REVIEW WORKSHEET ANSWER SHEET

Chapter 1: Know Your Boat

- 1. _____
- 2. _____
- 3. _____
- 4. _____
- 5. _____

Chapter 2: Before You Get Underway

- 1. _____
- 2. _____
- 3. _____
- 4. _____
- 5. _____
- 6. _____
- 7. _____
- 8. _____
- 9. _____
- 10. _____
- 11. _____
- 12. _____
- 13. _____
- 14. _____
- 15. _____
- 16. _____
- 17. _____
- 18. _____
- 19. _____
- 20. _____
- 21. _____
- 22. _____
- 23. _____
- 24. _____
- 25. _____
- 26. _____
- 27. _____
- 28. _____
- 29. _____

Chapter 3: Operating Your Boat...Safely

- 1. _____
- 2. _____
- 3. _____
- 4. _____
- 5. _____
- 6. _____
- 7. _____
- 8. _____
- 9. _____
- 10. _____
- 11. _____
- 12. _____
- 13. _____
- 14. _____
- 15. _____
- 16. _____
- 17. _____
- 18. _____
- 19. _____
- 20. _____
- 21. _____
- 22. _____
- 23. _____
- 24. _____
- 25. _____
- 26. _____
- 27. _____
- 28. _____
- 29. _____
- 30. _____
- 31. _____
- 32. _____
- 33. _____
- 34. _____
- 35. _____
- 36. _____

- 37. _____
- 38. _____
- 39. _____
- 40. _____
- 41. _____
- 42. _____
- 43. _____
- 44. _____
- 45. _____
- 46. _____
- 47. _____
- 48. _____
- 49. _____
- 50. _____
- 51. _____
- 52. _____
- 53. _____
- 54. _____
- 55. _____
- 56. _____
- 57. _____
- 58. _____
- 59. _____
- 60. _____
- 61. _____
- 62. _____
- 63. _____
- 64. _____
- 65. _____
- 66. _____
- 67. _____
- 68. _____

Chapter 4: The Legal Requirements of Boating

- 1. _____
- 2. _____
- 3. _____
- 4. _____

This page must be completed and returned with exam in order to process certification

- 5. _____
- 6. _____
- 7. _____
- 8. _____
- 9. _____
- 10. _____
- 11. _____
- 12. _____
- 13. _____
- 14. _____
- 15. _____
- 16. _____
- 17. _____
- 18. _____
- 19. _____
- 20. _____
- 21. _____
- 22. _____
- 23. _____
- 24. _____
- 25. _____
- 26. _____
- 27. _____
- 28. _____
- 29. _____
- 30. _____
- 31. _____
- 32. _____
- 33. _____
- 34. _____
- 35. _____
- 36. _____
- 37. _____
- 38. _____
- 39. _____
- 40. _____
- 41. _____
- 42. _____
- 43. _____
- 44. _____
- 45. _____

- 46. _____
- 47. _____
- 48. _____
- 49. _____
- 50. _____

**Chapter 5: Boating
Emergencies**

- 1. _____
- 2. _____
- 3. _____
- 4. _____
- 5. _____
- 6. _____
- 7. _____
- 8. _____
- 9. _____
- 10. _____
- 11. _____
- 12. _____
- 13. _____
- 14. _____
- 15. _____
- 16. _____
- 17. _____
- 18. _____
- 19. _____
- 20. _____
- 21. _____
- 22. _____
- 23. _____
- 24. _____
- 25. _____
- 26. _____
- 27. _____
- 28. _____
- 29. _____
- 30. _____
- 31. _____
- 32. _____
- 33. _____

- 34. _____
- 35. _____
- 36. _____
- 37. _____
- 38. _____
- 39. _____
- 40. _____
- 41. _____
- 42. _____
- 43. _____
- 44. _____

**Chapter 6: Enjoying Water
Sports**

- 1. _____
- 2. _____
- 3. _____
- 4. _____
- 5. _____
- 6. _____
- 7. _____
- 8. _____
- 9. _____
- 10. _____
- 11. _____
- 12. _____
- 13. _____
- 14. _____
- 15. _____
- 16. _____
- 17. _____
- 18. _____
- 19. _____

DECLARATION STATEMENT PAGE

Below, you will find Kansas Statute 32-1140, which pertains to the correspondence course for boating education. By signing this declaration statement, you are attesting to the fact that the work turned in by you was completed by you, with no help from any other person. This includes working in a group, either during the completion of the test or afterwards to compare answers, and copying from another person's test. Failure to comply is a violation of state statute and will result in the denial of certification.

32-1140. Same; approval, development and coordination by secretary; fee. (a) The secretary shall prescribe an approved boater safety education course of instruction of not less than a total of eight hours concerning the safe operation of motorboats and sailboats. Such course of instruction must be recognized by the United States coast guard in order to gain approval of the secretary.

(b) The secretary shall institute and coordinate an approved boater safety education course of instruction through the use of department personnel, as well as through cooperation with local subdivisions of government, federal governmental entities, reputable individuals or reputable organizations having boater safety education as an objective, as the secretary deems necessary and appropriate.

(c) At the secretary's discretion, the requirement that a person complete an approved boater safety education course of instruction may be fulfilled through completion of correspondence course materials, including satisfactory completion of a written examination, recognized by the United States coast guard and approved by the secretary. Each person requesting a certificate based on completion of such correspondence course shall attest, to the satisfaction of the secretary, that the substance of the answers on the written examination were provided by that person without assistance. Persons requiring assistance to read examination questions or to mark examination answers may receive such assistance if they receive no assistance in the determination of the substance of the answers.

(d) The secretary may require, pursuant to K.S.A. 32-988 and amendments thereto, a fee to cover costs of services, material and supplies from any person enrolling in an approved boater safety education course of instruction.

Signature

Date

Name _____ Date of Birth _____

KANSAS **BOATER** *SAFETY • COURSE*

Certification Exam



Published by Boat Ed, a division of Kalkomey Enterprises, Inc., 14086 Proton Road, Dallas, TX 75244, 214-351-0461. Printed in the U.S.A.

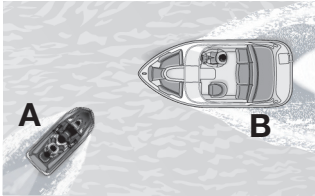
Copyright © 2012 by Boat Ed. All rights reserved. No part of this publication may be reproduced in any form or by any process without permission in writing from Boat Ed. Effort has been made to make this publication as complete and accurate as possible. All references contained in this publication have been compiled from sources believed to be reliable, and to represent the best current opinion on the subject. Boat Ed is not responsible or liable for any claims, liabilities, damages, or other adverse effects or consequences to any person or property caused or alleged to be caused directly or indirectly from the application or use of the information contained in this publication. P0312

Instructions for Certification Exam



This exam consists of multiple-choice questions. All answers must be your own, and you may not use any reference materials while taking the exam. For each question, choose the BEST of the four possible answers listed. Any unanswered questions will be considered as incorrect answers. After completing the test, follow the instructions on the exam answer sheet to submit your test for grading.

Multiple Choice—Select the BEST answer :

- How should a vessel's registration number and validation decal be displayed?
 - on both sides of the stern of the boat
 - on only the starboard side of the boat
 - on both sides of the bow of the boat
 - on only the port side of the boat
- What is most important when selecting the right PFD for a passenger?
 - total number of passengers on board
 - color of the PFD
 - passenger's body weight and chest size
 - passenger's age and gender
- What is the most important safety information on a boat's capacity plate?
 - minimum number of PFDs required to be on board
 - minimum number of seats for the operator and passengers
 - maximum weight and/or number of people the boat can carry safely
 - maximum capacity of the fuel tanks
- If you have a recreational vessel with installed toilet facilities, what other equipment must be on board?
 - an operable marine sanitation device
 - a serviceable discharge sensor
 - an ignition control device
 - a waste management placard
- In Kansas, what is the minimum age to legally operate a motorboat or personal watercraft unaccompanied?
 - 8 years of age
 - 10 years of age
 - 12 years of age
 - 14 years of age
- Which type of PFD will turn most unconscious persons face up in the water?
 - Type I
 - Type II
 - Type III
 - Type IV
- Which side of a vessel has a green light at night?
 - starboard (right) side
 - port (left) side
 - stern
 - bow
- Where is the best place to store a fire extinguisher on a boat?
 - near the engine
 - in a storage compartment
 - in a readily accessible location
 - in a locker with the dock lines and other gear
- What do the symbols on a fire extinguisher indicate?
 - minimum charge level
 - type of fire it will extinguish and relative size of extinguisher
 - number of times the extinguisher can be used
 - recommended frequency of inspections
- What is the purpose of an inboard engine's ventilation system?
 - provide a flow of fresh air for the cabin area
 - provide a flow of fresh air for the carburetor intake
 - avoid backfiring of the carburetor
 - avoid explosions by removing flammable gases
- When boating on federally controlled waters in an 18-foot boat, what equipment are you legally required to have on board?
 - blue and white International Code Flag A (or Alfa flag)
 - U.S. Coast Guard-approved visual distress signals
 - Emergency Position Indicating Radio Beacon (EPIRB)
 - compass and map
- What sound-producing device(s) is required when boating on Kansas state waters in an 18-foot powerboat?
 - none
 - a whistle, horn, or other mechanical sound-producing device
 - a power-operated whistle and a bell
 - a power-operated whistle, a horn, and a bell
- How do you treat a victim of cold water immersion or hypothermia?
 - Provide lots of hot coffee.
 - Make the victim walk around.
 - Put the victim in a tub of hot water.
 - Seek medical help immediately.
- What should you do if you fall overboard into cold water?
 - Try to reboard your boat, or anything else still floating.
 - Remove any unnecessary clothing.
 - Tread water or swim around to generate heat.
 - Try to float on your stomach with legs extended.

15. What part of a low-head dam poses the greatest hazard from a strong, recirculating current or boil?
- top of the dam face
 - base of the dam
 - 100-150 feet upstream from the dam
 - upstream gate of the lock
16. How does the effect of alcohol consumed while boating compare to the effect on land?
- about the same effect whether on land or out boating
 - much greater effect while boating
 - much greater effect when on land
 - slightly greater effect when on land
17. What does a falling barometer indicate?
- fair weather
 - little change in weather for two days
 - foul weather approaching
 - no winds expected tomorrow
18. What should you do if you are operating power-driven vessel A and power-driven vessel B begins to cross on your starboard (right) side?
- 
- Maintain your present course and speed.
 - Give way by slowing down and changing course.
 - Turn sharply to port (left).
 - Speed up to pass in front of the other vessel.
19. According to Kansas law, children of what age are required to *wear* a PFD at all times while on board or being towed by a vessel?
- those 8 years of age or younger
 - those 10 years of age or younger
 - those 12 years of age or younger
 - those 14 years of age or younger
20. When is a sailboat under sail the give-way vessel when encountering a power-driven vessel?
- when the sailboat is crossing ahead from the starboard (right) side
 - when the sailboat is crossing ahead from the port (left) side
 - when the sailboat is overtaking the power-driven vessel
 - when the two vessels are moving in opposite directions
21. Which of these should you leave with a friend or relative before taking an extended outing on the water?
- float plan for your trip
 - vessel registration certificate
 - operator's license
 - insurance policy
22. According to Kansas law, how far must a vessel stay from a marked swimming area?
- at least 100 feet
 - at least 200 feet
 - at least 300 feet
 - at least 400 feet
23. What should you do before fueling your boat?
- Shut off the engine and open all windows, ports, doors, and other openings.
 - Shut off the engine and close all windows, ports, doors, and other openings.
 - Turn on the engine and open all windows, ports, doors, and other openings.
 - Turn on the engine and close all windows, ports, doors, and other openings.
24. Why should you never use a boat's engine to drive it onto a trailer (power load)?
- You may damage the propeller on the launch ramp.
 - You may damage the engine.
 - The boat's forward motion will likely uncouple the trailer hitch.
 - The propeller's wash can erode sediment just beyond the ramp's surface.
25. How do noise and vibration affect you when operating a vessel?
- make you more alert to potential hazards
 - make you tire more rapidly
 - improve your reaction time in emergencies
 - increase your awareness of other boats nearby
26. When boating at night, what does a single white light on a vessel tell you?
- A sailing vessel is approaching on your starboard (right) side.
 - A sailing vessel is approaching on your port (left) side.
 - A power-driven vessel is approaching head-on.
 - You are overtaking another vessel or it is anchored.
27. Which condition requires that you report a boating accident to the Kansas Department of Wildlife & Parks?
- Your boat breaks down and requires on-the-water repairs.
 - You witness a boating accident from shore.
 - Your boat is stopped and you are arrested for boating under the influence.
 - Damage to your boat is more than \$2,000 as the result of a boating accident.
28. When should you turn on the power ventilation system to help eliminate fuel vapors in the bilge?
- before filling the fuel tanks
 - while the fuel tanks are being filled
 - after fueling and before starting the engine
 - after starting the engine
29. What should you do to reduce the risk of capsizing or swamping in rough water?
- Anchor from the stern.
 - Shift most of the weight to the stern.
 - Seat passengers in the bow.
 - Turn at controlled speeds.
30. What is the first action required of a boat operator who is involved in a boating accident?
- to provide assistance
 - to keep out of the way
 - to write an incident report
 - to wait for rescue personnel

31. What should a motorboat operator do when someone is being pulled into the boat from the water?
- Put the engine in forward gear at the slowest speed.
 - Put the engine in reverse gear at the slowest speed.
 - Keep the engine idling in neutral.
 - Turn off the engine.
32. How do you avoid overloading your vessel?
- Limit everyone on board to ten pounds of gear.
 - Don't permit large ice chests on board.
 - Don't allow the load weight or number of passengers to exceed the maximum stated on the capacity plate.
 - Make sure that there are at least 10 inches of freeboard when everyone and their gear are on board.
33. How long should you run your boat's power ventilation system (exhaust blower) in order to eliminate fuel vapors in the bilge?
- at least 30 seconds
 - at least 4 minutes
 - at least 20 minutes
 - run it continuously while operating
34. Where are the exhaust outlets located that could cause a swimmer to get a fatal dose of carbon monoxide?
- at the bottom of swim steps
 - beside the last rung of a bow ladder
 - near an outboard engine
 - under a swim platform
35. Under Kansas boating laws, what is reckless operation of a vessel?
- your right
 - discourteous
 - impolite
 - illegal
36. Which of the following is legal operation of a PWC in Kansas?
- Operate while wearing a U.S. Coast Guard-approved Type III PFD.
 - Attach the lanyard of a PWC's ignition safety switch to the steering control.
 - Operate between sunset and sunrise if equipped with navigation lights.
 - Operate while facing the rear to observe the person being towed.
37. According to Kansas law, how old must the observer be on a vessel towing a skier?
- at least 12 years old
 - at least 10 years old
 - at least 8 years old
 - at least 6 years old
38. When must navigation lights be displayed?
- at night when there is a risk of collision with another boat
 - only when adrift at night
 - from sunset to sunrise and during periods of restricted visibility
 - only when you are anchored or in fog
39. What could happen if you anchor a boat from the stern?
- The anchor line may get tangled.
 - It may cause the boat to swamp.
 - The anchor can't hold firmly.
 - The anchor is difficult to retrieve.
40. How full should you fill the fuel tank on a PWC?
- Leave a little empty space in the tank.
 - Fill the tank all the way up.
 - Tip the PWC to top off the fuel tank.
 - Overfill slightly to avoid any air pocket.
41. What should you do immediately if a boat motor catches on fire?
- Signal for help.
 - Shut off the fuel supply.
 - Abandon the boat.
 - Grab a fire extinguisher.
42. Which of the following is legal on Kansas waters?
- chasing wildlife with your vessel
 - operating under the influence of alcohol or drugs
 - weaving through congested waterway traffic
 - displaying a vessel's navigation lights during daylight hours
43. What is the main function of an ignition safety switch?
- to shut off the engine if the operator is thrown overboard
 - to shut off the engine when the PWC or boat is beached
 - to prevent operation by unauthorized persons
 - to prevent theft when the PWC or boat is left unattended
44. Which marker indicates that there is diving activity in the area?
- a white buoy with a blue stripe
 - a white buoy with an orange box and the word "diver"
 - a rectangular red flag with a white diagonal stripe
 - an orange flag with a white cross
45. According to Kansas law, during what hours is it illegal to operate a personal watercraft?
- between 7 p.m. and 7 a.m.
 - between sunset and sunrise
 - between one-half hour after sunset and one-half hour before sunrise
 - between one hour after sunset and one hour before sunrise
46. If your inboard/outboard boat runs aground, what action should you take in addition to shifting the weight away from the point of impact?
- Stop the engine and lift the outdrive.
 - Put the boat in reverse and gun the engine.
 - Put the boat in forward and gun the engine.
 - Keep the engine running and drop the anchor.

47. According to Kansas law, how far must you stay from a boat ramp or boat dock unless you are operating at “no wake speed”?
- 50 feet
 - 100 feet
 - 200 feet
 - 400 feet
48. When two vessels are operating in the same general area, who is responsible for avoiding a collision?
- the operators of both vessels
 - the operator of the stand-on vessel
 - the operator of the give-way vessel
 - the operator of the smaller vessel
49. What is the main purpose of the lateral system of red and green buoys and markers?
- to show the outer boundaries of federally controlled waterways
 - to mark channels outside of which it is illegal to boat
 - to mark the edges of safe water areas
 - to provide convenient mooring locations
50. What is indicated by a white marker with an orange crossed diamond and black lettering?
- exclusion or keep-out area, such as a dam
 - controlled area, such as a no-wake zone
 - information, such as places to find food
 - danger or hazard area
- 
51. Why should you avoid operating your PWC above “slow, no wake speed” near shore?
- Engine efficiency is reduced.
 - It helps prevent erosion.
 - It's harder to stop a fast boat in shallow water.
 - It's more likely to swamp or capsize near shore.
52. What is the cause of most boating accidents?
- equipment failure
 - other boats
 - bad weather
 - human error
53. Under which condition is a person at the greatest risk of developing hypothermia?
- after being in the wind for a long time
 - when deprived of liquid
 - when exposed to cold air
 - when immersed in cold water
54. Which action may cause the loss of steering ability in a PWC?
- running at maximum throttle
 - letting off the throttle control
 - over-steering
 - under-steering
55. At which part of a fire should you aim when using a fire extinguisher?
- top
 - side
 - base
 - middle
56. According to Kansas law, during what hours is it illegal to tow a person behind a boat on water skis or other device?
- between sunset and sunrise
 - between two hours after sunset and two hours before sunrise
 - between one hour after sunset and one hour before sunrise
 - between one-half hour after sunset and one-half hour before sunrise
57. How can you prevent transporting nuisance species (plants or animals) with your vessel from one waterway to another?
- Flush vessel engines with contaminated water.
 - Run your vessel through vegetation to cut it up.
 - Wash vessel parts that contact the water with cold water.
 - Remove any plants or animals you see on your vessel before leaving the area.
58. What type of waste products may be discharged into U.S.–controlled waters?
- none
 - paper
 - plastic
 - aluminum
59. What should the operators of a PWC and a motorboat do when approaching head-on?
- Both vessels should turn to starboard (right).
 - Both should maintain course and swerve to port (left) at the last moment.
 - The motorboat should turn to starboard (right), and the PWC should turn to port (left).
 - The motorboat should turn to port (left), and the PWC should turn to starboard (right).
- 
60. Which is true about operating a boat in Kansas while intoxicated?
- Drinking alcohol is not considered to be dangerous.
 - Operating while under the influence does not carry penalties.
 - An officer can stop a boat and use a test to determine if an operator is under the influence.
 - A boater paddling a canoe is less likely to be affected as much as someone operating a motorboat.

KANSAS BOATER

SAFETY • COURSE

Certification Exam Answer Sheet

INSTRUCTIONS

Note: You must submit the original exam answer sheet. Photocopies and faxes are **not** allowed.

1. Mark your answers to the exam on the form below.
2. Fill out the information below. Please print.
3. Read, sign, and date the declaration to the right.
4. If you are taking this exam as part of the home-study course, fill out this answer sheet completely and mail it to:
Boating Education Coordinator
KDWP Pratt Operations Office
512 SE 25th Avenue
Pratt, KS 67124-8174

Please read the following declaration carefully and sign below.

I hereby declare that I have reviewed the study materials in the **KANSAS BOATER SAFETY COURSE**. Furthermore, I have completed, on my own and without assistance from any other person, the **KANSAS BOATER SAFETY COURSE** exam as represented by my answers on this exam response form. I understand that failure to comply could jeopardize my certification.

Name: _____
First
M. Initial
Last

Address: _____

City: _____ State: _____ Zip: _____

Phone: _____
Area Code
Number

Date of Birth: _____ / _____ / _____ Sex: Male Female
Month
Day
Year

Race (optional): Caucasian African American Asian
 Hispanic American Indian Other

Signature

Date

IMPORTANT!
 Use a #2 pencil only!

Example:

Erase marks completely when changing an answer.

Start your answers here:

Multiple Choice

	a	b	c	d		a	b	c	d		a	b	c	d		a	b	c	d					
1	<input type="checkbox"/>	<input type="checkbox"/>	<input type="checkbox"/>	<input type="checkbox"/>	13	<input type="checkbox"/>	<input type="checkbox"/>	<input type="checkbox"/>	<input type="checkbox"/>	25	<input type="checkbox"/>	<input type="checkbox"/>	<input type="checkbox"/>	<input type="checkbox"/>	37	<input type="checkbox"/>	<input type="checkbox"/>	<input type="checkbox"/>	<input type="checkbox"/>	49	<input type="checkbox"/>	<input type="checkbox"/>	<input type="checkbox"/>	<input type="checkbox"/>
2	<input type="checkbox"/>	<input type="checkbox"/>	<input type="checkbox"/>	<input type="checkbox"/>	14	<input type="checkbox"/>	<input type="checkbox"/>	<input type="checkbox"/>	<input type="checkbox"/>	26	<input type="checkbox"/>	<input type="checkbox"/>	<input type="checkbox"/>	<input type="checkbox"/>	38	<input type="checkbox"/>	<input type="checkbox"/>	<input type="checkbox"/>	<input type="checkbox"/>	50	<input type="checkbox"/>	<input type="checkbox"/>	<input type="checkbox"/>	<input type="checkbox"/>
3	<input type="checkbox"/>	<input type="checkbox"/>	<input type="checkbox"/>	<input type="checkbox"/>	15	<input type="checkbox"/>	<input type="checkbox"/>	<input type="checkbox"/>	<input type="checkbox"/>	27	<input type="checkbox"/>	<input type="checkbox"/>	<input type="checkbox"/>	<input type="checkbox"/>	39	<input type="checkbox"/>	<input type="checkbox"/>	<input type="checkbox"/>	<input type="checkbox"/>	51	<input type="checkbox"/>	<input type="checkbox"/>	<input type="checkbox"/>	<input type="checkbox"/>
4	<input type="checkbox"/>	<input type="checkbox"/>	<input type="checkbox"/>	<input type="checkbox"/>	16	<input type="checkbox"/>	<input type="checkbox"/>	<input type="checkbox"/>	<input type="checkbox"/>	28	<input type="checkbox"/>	<input type="checkbox"/>	<input type="checkbox"/>	<input type="checkbox"/>	40	<input type="checkbox"/>	<input type="checkbox"/>	<input type="checkbox"/>	<input type="checkbox"/>	52	<input type="checkbox"/>	<input type="checkbox"/>	<input type="checkbox"/>	<input type="checkbox"/>
5	<input type="checkbox"/>	<input type="checkbox"/>	<input type="checkbox"/>	<input type="checkbox"/>	17	<input type="checkbox"/>	<input type="checkbox"/>	<input type="checkbox"/>	<input type="checkbox"/>	29	<input type="checkbox"/>	<input type="checkbox"/>	<input type="checkbox"/>	<input type="checkbox"/>	41	<input type="checkbox"/>	<input type="checkbox"/>	<input type="checkbox"/>	<input type="checkbox"/>	53	<input type="checkbox"/>	<input type="checkbox"/>	<input type="checkbox"/>	<input type="checkbox"/>
6	<input type="checkbox"/>	<input type="checkbox"/>	<input type="checkbox"/>	<input type="checkbox"/>	18	<input type="checkbox"/>	<input type="checkbox"/>	<input type="checkbox"/>	<input type="checkbox"/>	30	<input type="checkbox"/>	<input type="checkbox"/>	<input type="checkbox"/>	<input type="checkbox"/>	42	<input type="checkbox"/>	<input type="checkbox"/>	<input type="checkbox"/>	<input type="checkbox"/>	54	<input type="checkbox"/>	<input type="checkbox"/>	<input type="checkbox"/>	<input type="checkbox"/>
7	<input type="checkbox"/>	<input type="checkbox"/>	<input type="checkbox"/>	<input type="checkbox"/>	19	<input type="checkbox"/>	<input type="checkbox"/>	<input type="checkbox"/>	<input type="checkbox"/>	31	<input type="checkbox"/>	<input type="checkbox"/>	<input type="checkbox"/>	<input type="checkbox"/>	43	<input type="checkbox"/>	<input type="checkbox"/>	<input type="checkbox"/>	<input type="checkbox"/>	55	<input type="checkbox"/>	<input type="checkbox"/>	<input type="checkbox"/>	<input type="checkbox"/>
8	<input type="checkbox"/>	<input type="checkbox"/>	<input type="checkbox"/>	<input type="checkbox"/>	20	<input type="checkbox"/>	<input type="checkbox"/>	<input type="checkbox"/>	<input type="checkbox"/>	32	<input type="checkbox"/>	<input type="checkbox"/>	<input type="checkbox"/>	<input type="checkbox"/>	44	<input type="checkbox"/>	<input type="checkbox"/>	<input type="checkbox"/>	<input type="checkbox"/>	56	<input type="checkbox"/>	<input type="checkbox"/>	<input type="checkbox"/>	<input type="checkbox"/>
9	<input type="checkbox"/>	<input type="checkbox"/>	<input type="checkbox"/>	<input type="checkbox"/>	21	<input type="checkbox"/>	<input type="checkbox"/>	<input type="checkbox"/>	<input type="checkbox"/>	33	<input type="checkbox"/>	<input type="checkbox"/>	<input type="checkbox"/>	<input type="checkbox"/>	45	<input type="checkbox"/>	<input type="checkbox"/>	<input type="checkbox"/>	<input type="checkbox"/>	57	<input type="checkbox"/>	<input type="checkbox"/>	<input type="checkbox"/>	<input type="checkbox"/>
10	<input type="checkbox"/>	<input type="checkbox"/>	<input type="checkbox"/>	<input type="checkbox"/>	22	<input type="checkbox"/>	<input type="checkbox"/>	<input type="checkbox"/>	<input type="checkbox"/>	34	<input type="checkbox"/>	<input type="checkbox"/>	<input type="checkbox"/>	<input type="checkbox"/>	46	<input type="checkbox"/>	<input type="checkbox"/>	<input type="checkbox"/>	<input type="checkbox"/>	58	<input type="checkbox"/>	<input type="checkbox"/>	<input type="checkbox"/>	<input type="checkbox"/>
11	<input type="checkbox"/>	<input type="checkbox"/>	<input type="checkbox"/>	<input type="checkbox"/>	23	<input type="checkbox"/>	<input type="checkbox"/>	<input type="checkbox"/>	<input type="checkbox"/>	35	<input type="checkbox"/>	<input type="checkbox"/>	<input type="checkbox"/>	<input type="checkbox"/>	47	<input type="checkbox"/>	<input type="checkbox"/>	<input type="checkbox"/>	<input type="checkbox"/>	59	<input type="checkbox"/>	<input type="checkbox"/>	<input type="checkbox"/>	<input type="checkbox"/>
12	<input type="checkbox"/>	<input type="checkbox"/>	<input type="checkbox"/>	<input type="checkbox"/>	24	<input type="checkbox"/>	<input type="checkbox"/>	<input type="checkbox"/>	<input type="checkbox"/>	36	<input type="checkbox"/>	<input type="checkbox"/>	<input type="checkbox"/>	<input type="checkbox"/>	48	<input type="checkbox"/>	<input type="checkbox"/>	<input type="checkbox"/>	<input type="checkbox"/>	60	<input type="checkbox"/>	<input type="checkbox"/>	<input type="checkbox"/>	<input type="checkbox"/>

